



FINGERPRINT PADLOCK
YOUR FINGER IS YOUR KEY



Ideal for Gym Lockers, Backpack, Luggage, Golf Bags, School Lockers, Wardrobes, Warehouse, Bicycle, etc.

User Manual

1. Know your padlock



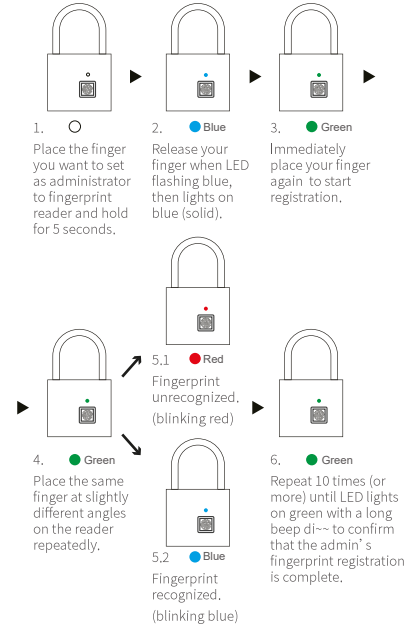
- 1 Shackle (5mm diameter)
- 2 LED indicator (triple colored light)
- 3 Micro USB charging port (with waterproof stopper)
- 4 Fingerprint reader
- 5 Zinc alloy lock body

2. Understand your padlock status

LED indicates	Beep sound	Padlock status / notification
Battery Status Indication		
● Blinking Red		Low power
● On (Solid) Red		Charging
● Lights Off		Charged
Working Status Indication		
● Blinking Green	di.	Unlocked
● Blinking Red	di, di.	Unlock failed
Fingerprint Registering Status Indication		
● On (Solid) Blue	di.	Waiting for Administrator's authorization
● Blinking Green	di.	Waiting for recording
● Blinking Blue	di.	Fingerprint recognized
● Blinking Red	di, di.	Fingerprint unrecognized
● On 1 second	Long di-	Fingerprint success registered

3. Administrator's fingerprint registration

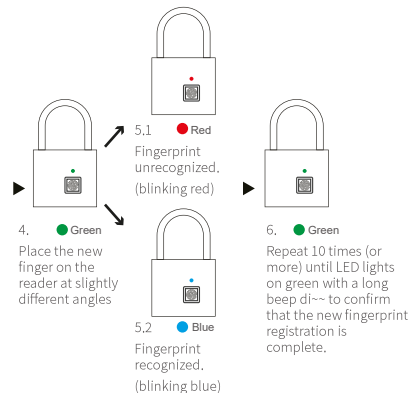
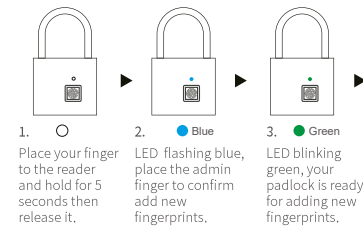
Note:
Keep your finger clean and dry before registration.
Any finger touch will be able to unlock before the first setup.



4. Add fingerprints

Note:

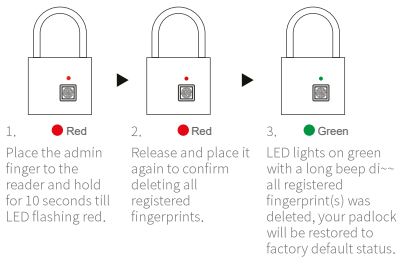
- 1). Up to 10 fingerprints can be registered to unlock your padlock.
- 2). The 1st & 2nd registered fingerprints are the administrator by default.



5. Delete all fingerprints (Reset to Factory Mode)

Cautions!

- 1). All registered fingerprints will be deleted by this operation.
- 2). Delete by administrator's fingerprint(s) only.



6. Specifications

case material : kirsite
open mode : fingerprint unlock
Qty of fingerprint saved : 10pcs
full charging time : 1-2hours
charging connector : MICRO USB
full charged unlock times : 9000times
Standby Time : 12 Months
working temperature : -20° to +65°

7. Low power alert

The padlock blinks red for 15 seconds per minute or it blinks red and beeps while unlocking if battery on low power status, please recharge it by universal USB DC5V/0.5-1A adaptor.

