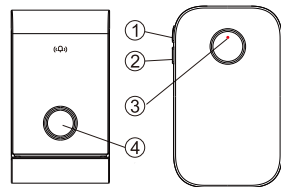


# Wireless Kinetic Doorbell

(Includes Wireless Doorbell + Indoor Plugin Chime)



- ① Volume button and back button
- ② Pairable button and music selection button
- ③ Indicator Light
- ④ Transmitter button

**IP44**

IP Rating



No Battery



Up to 5 Chimes



No Wiring



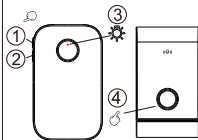
**User Manual**

## Specifications:

Power Supply	Self-Powered (Transmitter) AC100~240V, 50/60Hz (Receiver)
Work Frequency	RF 433MHz
Ringtones	38
Sound Volume	4 Adjustable Levels
Colour	White
Distance	20m (Indoor), 50m (Outdoor)
Certification	CE/RoHS/FCC/UKCA
Plug Type	UK
Transmitter Dimensions	L81*W46*H25mm
Receiver Dimensions	L85*W52*H49mm

## Instructions for chimes.

- 1. Volume Selection:** Press button 1 on the chime to change the volume. There are 4 adjustments for volume: loud, medium, low and silent.
- 2. Chimes Selection:** Keep pressing button 2 on the chime to check all available chimes. There are 38 options on chimes. The last played chime will be selected by default as your choice.
- 3. Pairing Method:** Press button 2 on the chime for 3 seconds, and it will enter the pairing mode (the red led indicator on the chime will turn on). Then press the doorbell to finish pairing. (Note: Doorbell & Chime are paired by default. Please check once before attempting to pair)

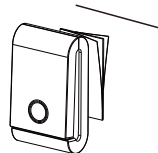


- 4. Clear Pairing:** Press button 2 on the chime for 10 seconds to clear the pairing (the red led indicator will flash 3 times).

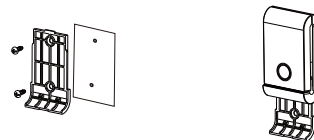
**Note:** If you cannot enter the pairing mode, please try it after cutting off power for 5 seconds.

## Instructions for doorbell.

- 1. Installation Method 1:** Install with the double-side adhesive (Included in the pack).



- 2. Installation Method 2:** Install with the screw (Included in the pack).



## Frequently Asked Questions

- How many chimes can be paired with a doorbell?  
Ans: Up to 5 chimes.
- Cannot pair with a doorbell?  
Ans: Please cut the power of the chimes, connect it after 5 seconds then try again.
- The distance between the Doorbell & Chime is less and loses connectivity. How to deal with it?  
Ans: The Doorbell & Chimes are connected through RF 433MHz. The distance has been tested and verified in the laboratory but will vary due to the changes in the environment during the actual use. Please try reduce and clear the obstacles between the doorbell and the chime.

## Stuck? Confused?

Contact our Technical Support team on:  
T: +44 (0)1291446105 | E: support@ener-j.co.uk  
Lines are open Mon - Fri (8am to 4pm)