


ENER-J[®]

Smart Home Living

Plug and Play Microwave sensor for T561



SKU CODE:

T563

Ean Code on box:

5056865600126

Packing

Inner packing Qty


1 pc/ Box

Outer Carton Packing Qty

1 sets/Carton

Features:

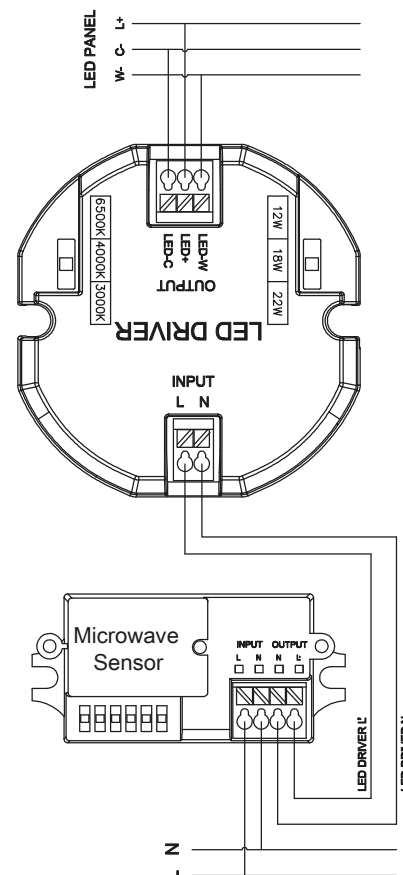
- ▶ **Easy Plug & Play Integration** – No wiring or configuration needed—installs effortlessly with compatible LED bulkheads.
- ▶ **High-Precision Motion Detection** – Operates on 5.8GHz frequency with a wide 150° detection angle and up to 5m detection range.
- ▶ **Adjustable Detection Area & Hold Time** – Customizable detection zones (25%–100%) and hold times (5s to 10min) for flexible control.
- ▶ **Daylight Sensor Function** – Built-in sensor adjusts to ambient light levels (5Lux to Disable) to prevent unnecessary activation.
- ▶ **Energy Efficient** – Ultra-low standby power consumption ≤0.2W, helping reduce overall energy usage.



How to Install

Specifications

Input Voltage	110-240VAC
Rated Voltage	230V AC
Stand-by Power	≤ 0.2W
Operating Frequency	5.8 GHz ±75MFz, ISM
Transmitting Power	1mW Max
Hold Time	5S/1min/3min/10min
Detection Area	100%/75%/50%/25%
Daylight Sensor	5Lux/10Lux/25Lux/Disable
Detecting Radius	0.3m/ ≥3.5m, 1m/S ≥2.5m (mounting height 3m)
Mounting Height	3m(5m Max)
Detecting Angle	150°
Operating Temperature	-25°C~60°C
Storage Temperature	-40°C~80°C
Humidity	≤85%



1. On/Off Function



- ① With sufficient ambient light, the light will not be switched on even if with motion signal.



- ② With insufficient ambient light, the sensor switches on the light when motion is detected.



- ③ After elapse of hold time, the sensor switches off the light when no motion is detected.

Setting daylight sensor to “disable” or ambient brightness is lower than the preset daylight sensor value, when detecting moving signals sensor starts working and light will turn on. When hold time ends, light will turn off.

2. Override Function

Light will constantly remain on after continuously turning on and off light five times in two second. Recover sensing function when power on again.

Stuck? Confused?

Contact our Technical Support team on:

T: +44 (0)1291 446 105 E: support@ener-j.co.uk

Lines are open Mon - Fri (8am to 4pm)